

EC400

TCP/IP Interface



The (EC400) is high performance, reliable and secure network infrastructure device for accessing Eaton Lon Network of intelligent addressable control panels over intranet or ethernet.

The EC400's built in configuration server manages up to 256 IP devices on 1 IP channel without a dedicated management PC.

This unit supports DHCP even with changing IP addresses in an intranet environment.

The easy to understand, diagnostic LED's allow installers to install and trouble shoot the device without expert knowledge and dedicated troubleshooting tool.

To connect the Eaton Lon network via intranet will require a minimum of 2 EC400's. The first EC400 must be configured as a "configuration server" and the second as a "client"

The EC400 when configured as a server requires the address list of all the EC400's IP addresses in the network.

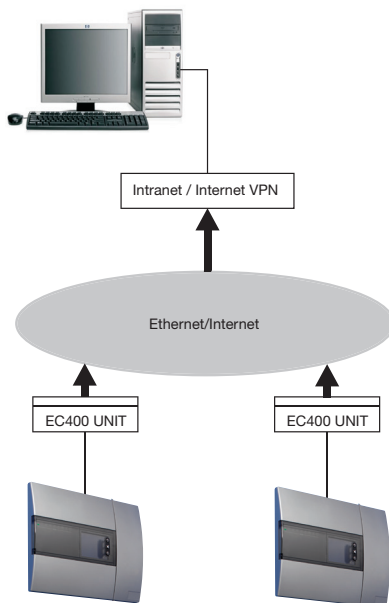
Benefits

- Uses existing infrastructure
- Ideal for remote mounting when used with Eaton webserver software
- Easy to configure

Technical Specification

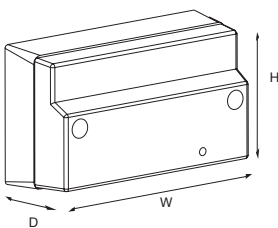
Code	EC400
Description	TCP/IP Interface
Specification	
Operating Voltage	9V dc to 35V dc
Power Consumption	3W (typical)
In Rush Current	Up to 950mA at 24V ac
Environmental	
Operating Temperature	-0°C to +50°C
Storage Temperature	-10°C to 85°C
Operating Humidity	10 to 90% RH at 50°C (Non Condensing)
Storage Humidity	90% RH at 50°C (Non Condensing)
Physical	
Enclosure	DIN43 880
Dimensions (H x W x D)	60mm x 105mm x 86mm
Ingress protection	IP40 (enclosure) IP20 (screw terminals)
Installation	Dill Rail mounting or wall mounting

Typical System Architecture



EC400 requires only the IP address to be configured

Dimensions



H (mm)	W (mm)	D (mm)
60	105	86

DIP Functions

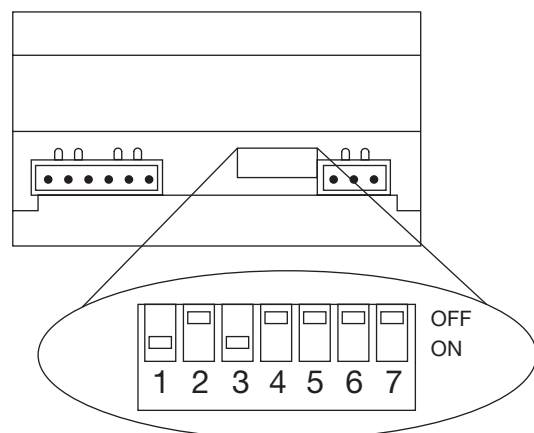
The EC400 has 7 switches to select the operating mode.

The EC400 must be configured to operate in a repeater mode, where all messages are forwarded regardless of the address format.

To put the EC400 into repeater mode, the following steps need to be performed.

DIP	Function
DIP 1	Must be ON
DIP 2	Must be OFF
DIP 3	Must be ON

Press status button for at least 20 seconds.



Catalogue numbers

Description	Code
TCP/IP Interface	EC400